

Durham Early Childhood Action Plan

Healthy Workgroup

Applicable Preliminary Findings from a Caregiver Survey

November 19, 2020

Surveys Completed

- Survey went live on 10/18
- Data used for presentation through 11/9
- Total surveys attempted or completed: **741**
 - **551 completed entire survey**
 - **190** did not complete the survey
 - 96/190 excluded from analysis because they answered less than 15% of the questions (primarily demographic data)
 - 94/190 included in analysis (answered 50% or more)
- Total surveys included in analysis: **645**

Demographics of Respondents (n=645)

	Percent of Respondents
Gender	
Female	93.4%
Male	6.1%
Non/binary/third gender	0.5%
Race/Ethnicity	
Asian/Pacific Islander	4.2%
Black/African American	23.9%
Hispanic	26.5%
White	42.6%
Other Race	1.1%
Prefer not to answer	1.7%

Demographics of Respondents (n=645)

	Percent of Respondents
Age	
18-24 years	4%
25-34 years	44%
35-44 years	44%
45-54 years	6%
55 years and older	1%
Younger than 18 years	1.1%
Marital Status	
Divorced	3%
Married or domestic partnership	73%
Separated	3%
Single, never married	20%
Widowed	0.8%

Demographics of Respondents (n=645)

Education Level	Percent of Respondents
No schooling	4%
Nursery school to 8 th grade	2%
Some high school, no diploma	7%
HS graduate, diploma, or GED	13%
Trade/technical/vocational training	2%
Some college, no degree	11%
Associate's degree	3%
Bachelor's degree	25%
Master's degree	24%
Doctorate degree	9%
Professional degree	1%

Demographics of Respondents (n=645)

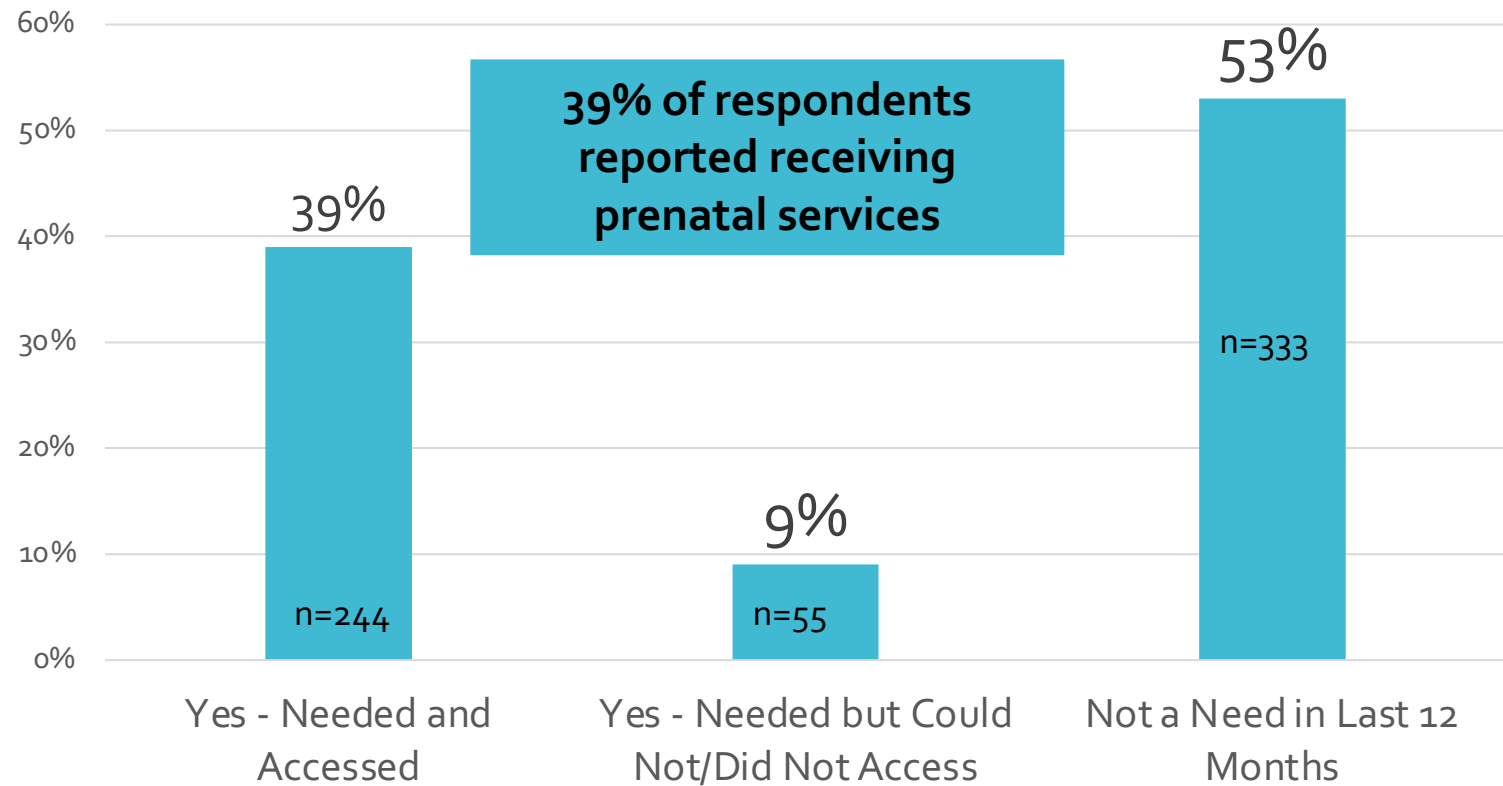
Employment Status	Percent of Respondents
Employed for wages	58%
Self-employed	6%
Out of work and looking for work	10%
Out of work, not currently looking for work	5%
Homemaker	18%
Student	2%
Retired	0.6%
Unable to work	1%

Demographics of Respondents (n=645)

	Percent of Respondents
Annual Income	
\$0-\$14,999	15.8%
\$15,000-\$34,999	18.3%
\$35,000-\$49,999	8%
\$50,000-\$74,999	9%
\$75,000-\$99,999	11.4%
\$100,000 or higher	30.3%
Prefer not to answer	7%
Annual income of those who responded (n=595)	Percent of Respondents
% under \$50,000	45%
% over \$50,000	55%

Prenatal Care

In the last 12 months have you used or received prenatal (pregnancy) care with a doctor or midwife in Durham?

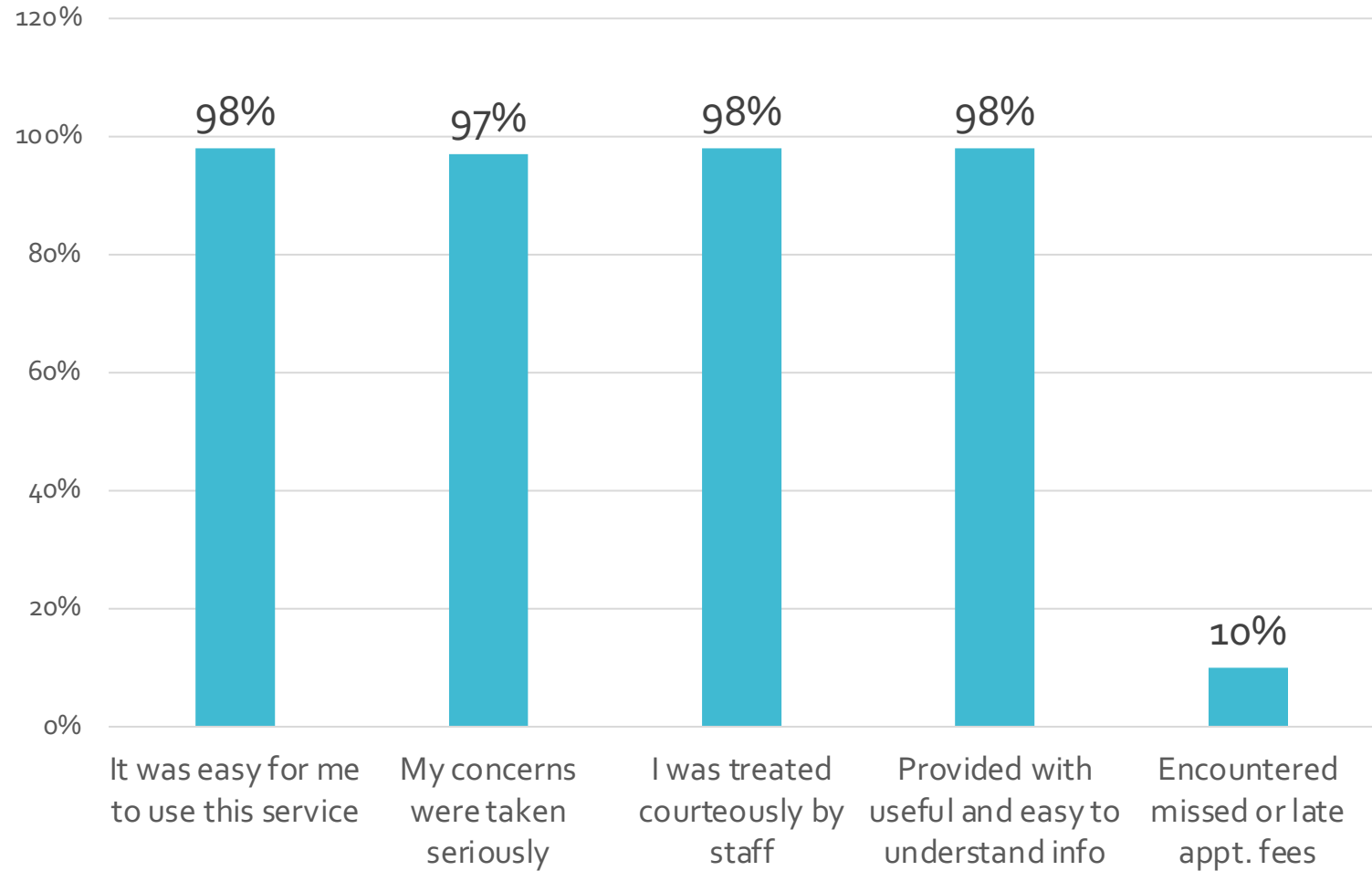


Prenatal Care

Race/Ethnicity/ Income	Needed and Accessed	Needed Did Not/Could Not Access	Not a Need in Last 12 Months
Asian/Pacific Islander	56%	11%	33%
Black/African American	33%	15%	53%
Hispanic	36%	12%	52%
White	42%	4%	55%
Income <\$50K	38%	13%	49%
Income >\$50K	40%	6%	55%

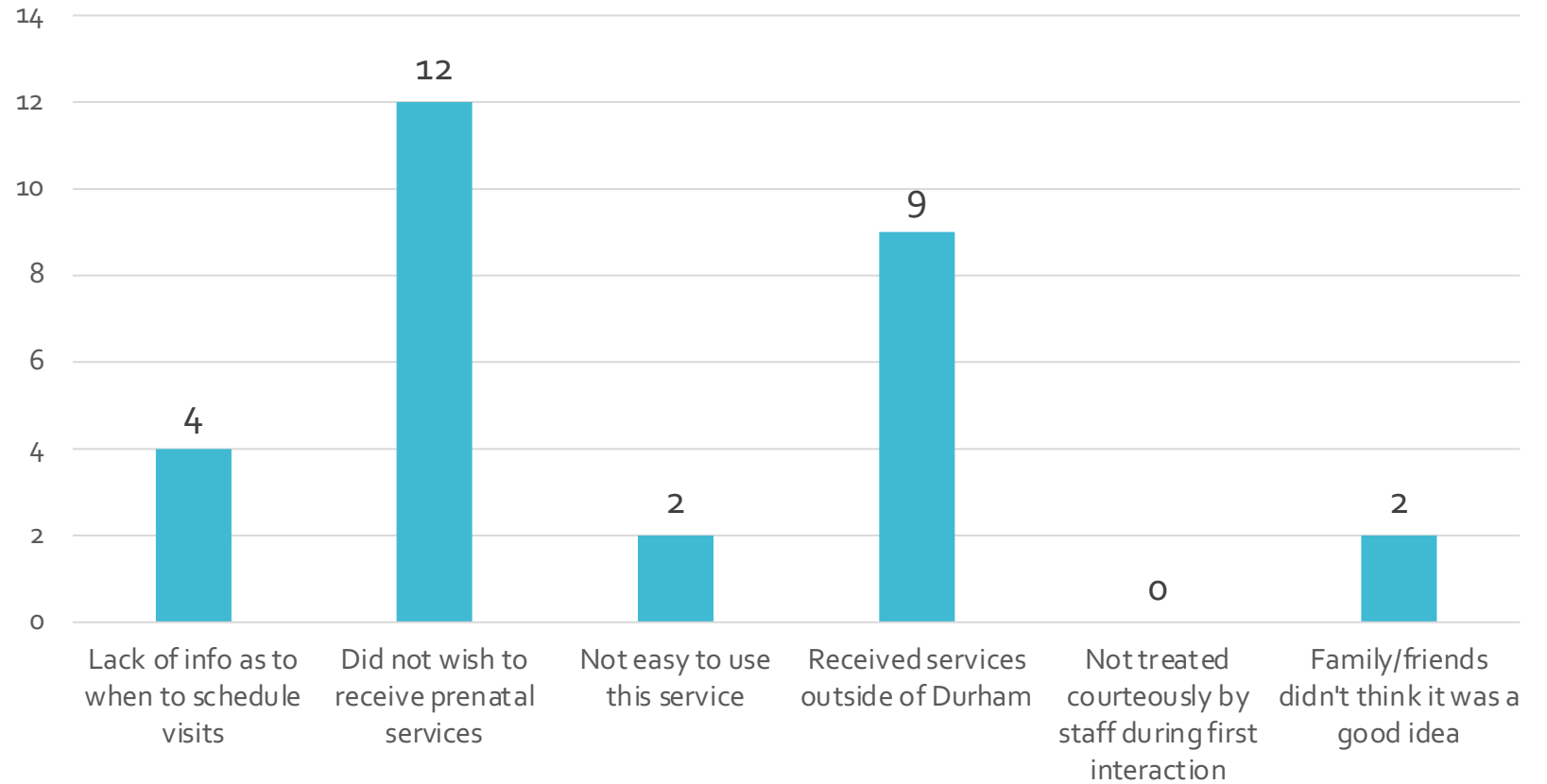
Prenatal Care

Of Those Able to Receive Prenatal Services (n=239)



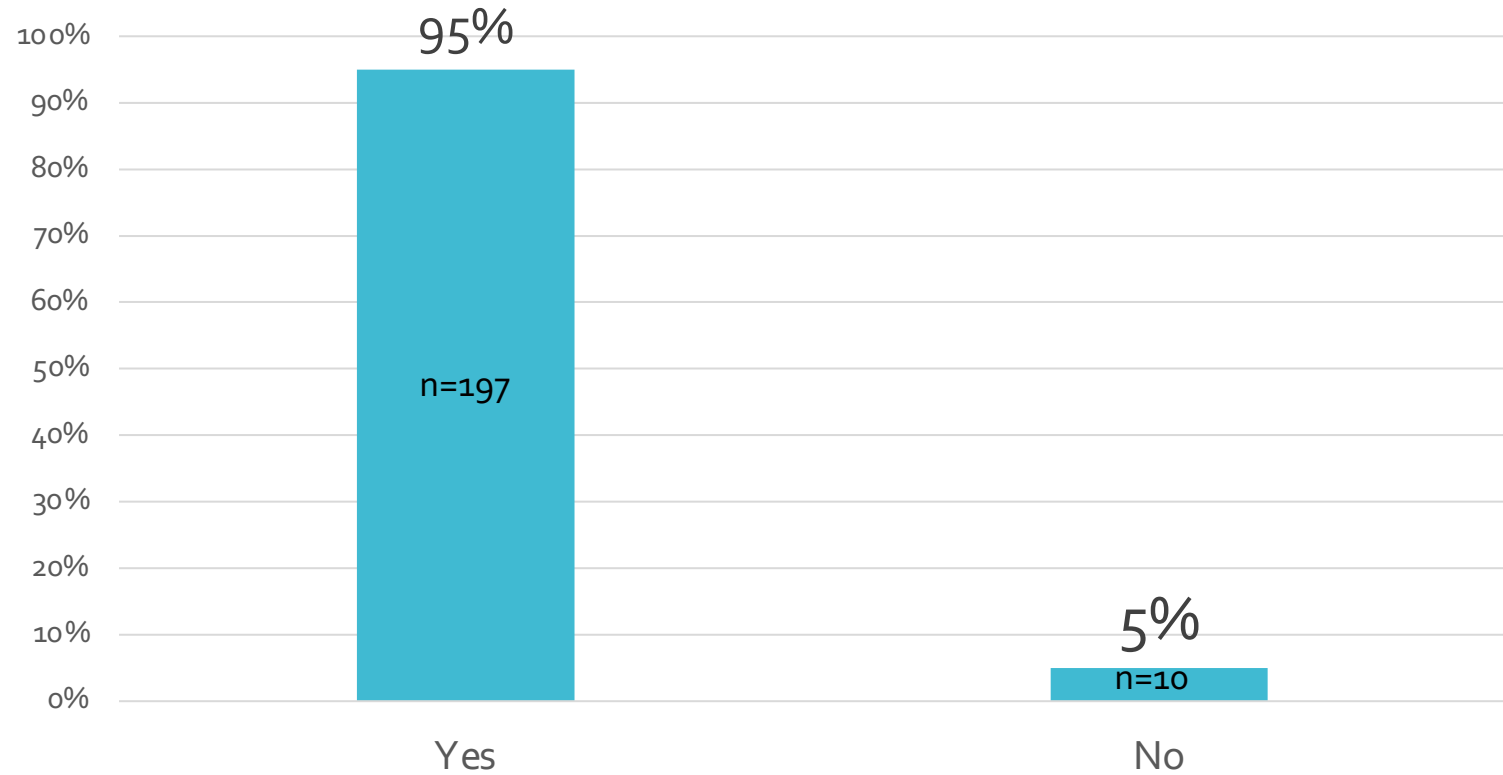
Prenatal Care

Of Those Unable to Receive Prenatal Services (number)



Postpartum Care

Did you have a follow-up appointment with an OBGYN/doctor/nurse/midwife in Durham after you were discharged from the hospital?

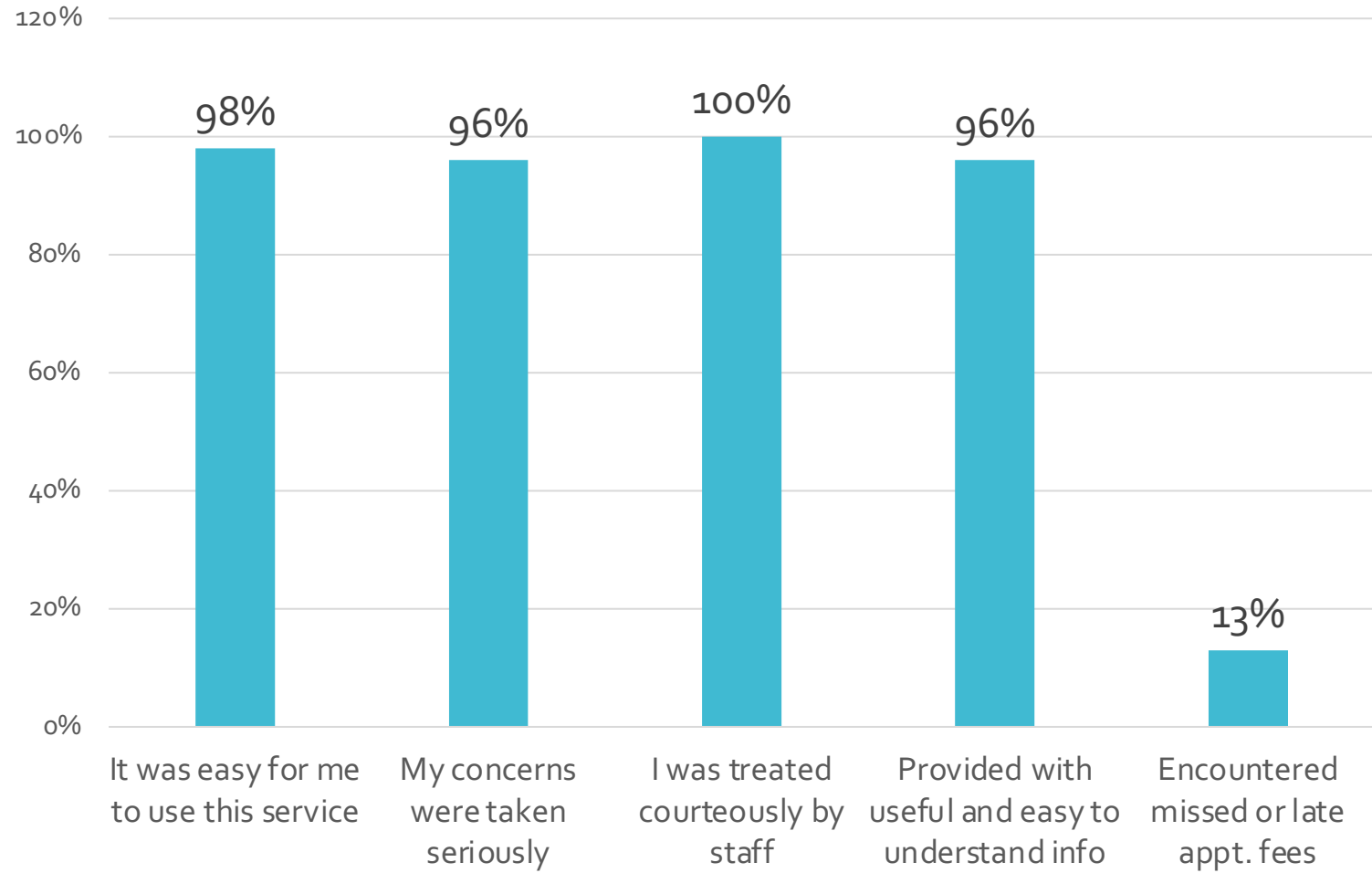


Postpartum Care

Race/Ethnicity/ Income	Needed and Accessed	Needed Did Not/Could Not Access
Asian/Pacific Islander	100%	0%
Black/African American	93%	7%
Hispanic	91%	9%
White	97%	3%
Income <\$50K	93%	7%
Income >\$50K	97%	3%

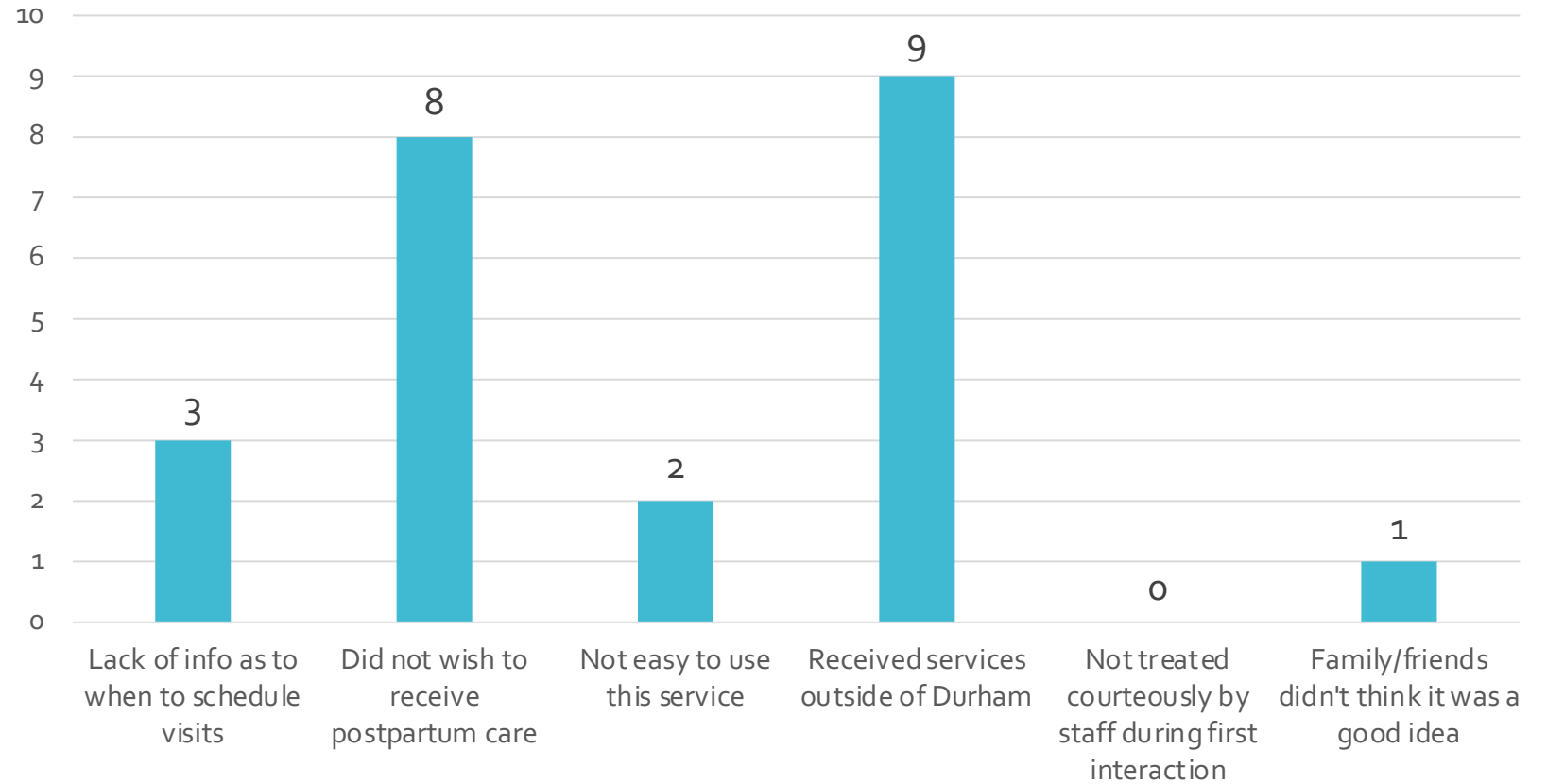
Postpartum Care

Of Those Able to Receive Postpartum Care (n=194)



Postpartum Care

Of Those Unable to Receive Postpartum Services (number)

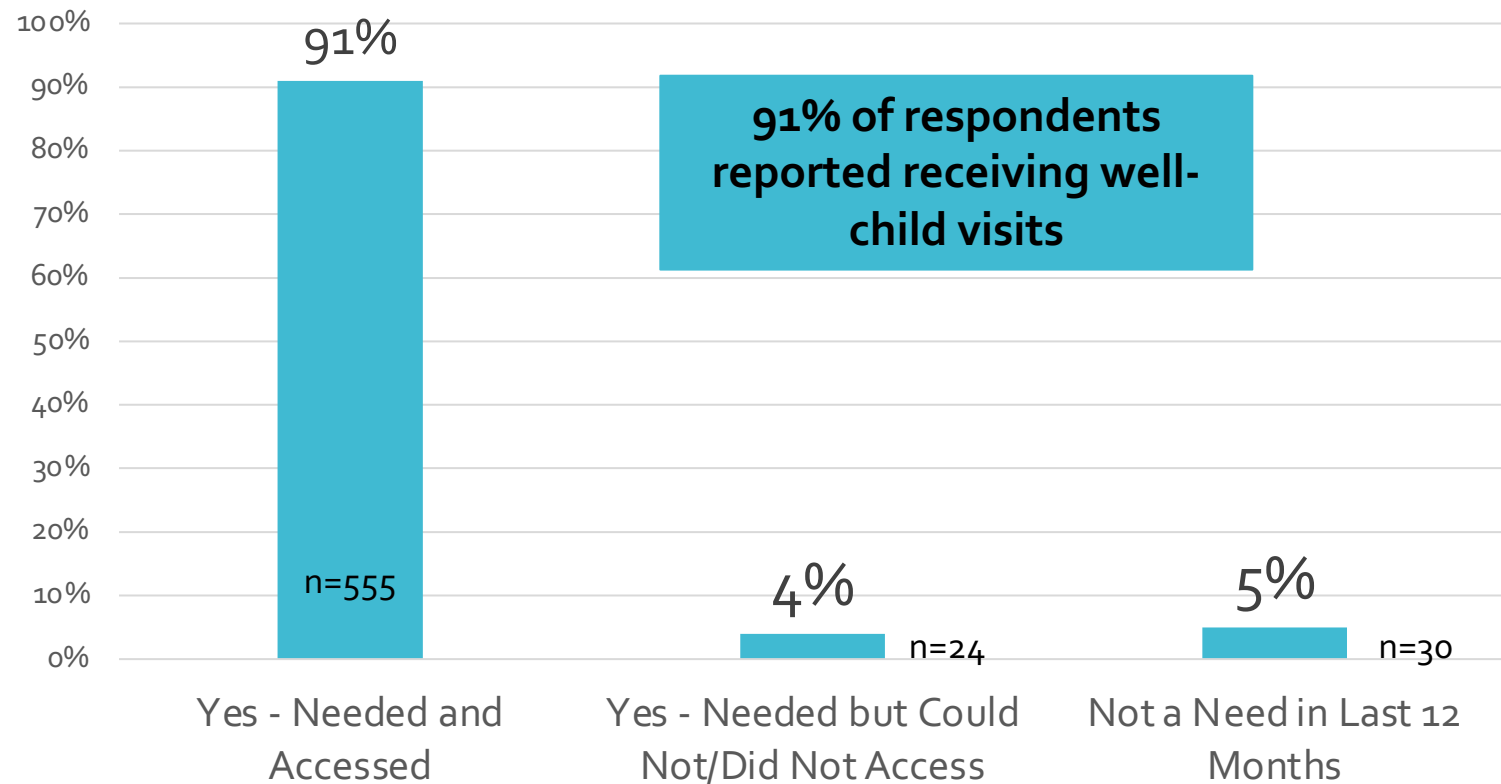


Childhood Asthma

	Number	Yes	No
Does your child(ren) 0-8 have asthma?	624	11%	89%
Do you experience any of the following barriers/difficulties to treating your child's asthma?	67		
Cost of medication/treatment (including seeing medical providers)		15%	85%
Cost of removing/decreasing environmental triggers (inside or outside)		15%	85%
Living in an area with high amounts of environmental pollutants		13%	87%
Doctor's office too far away from home/work/school		2%	98%
Don't have reliable transportation to get to medical appointments/pick up medication		5%	95%
I do not experience barriers treating my child's asthma		61%	39%

Well-Child Visits

In the last 12 months has your child (0-8) had a well-child visit (check-up) with a pediatrician/doctor/nurse in Durham?

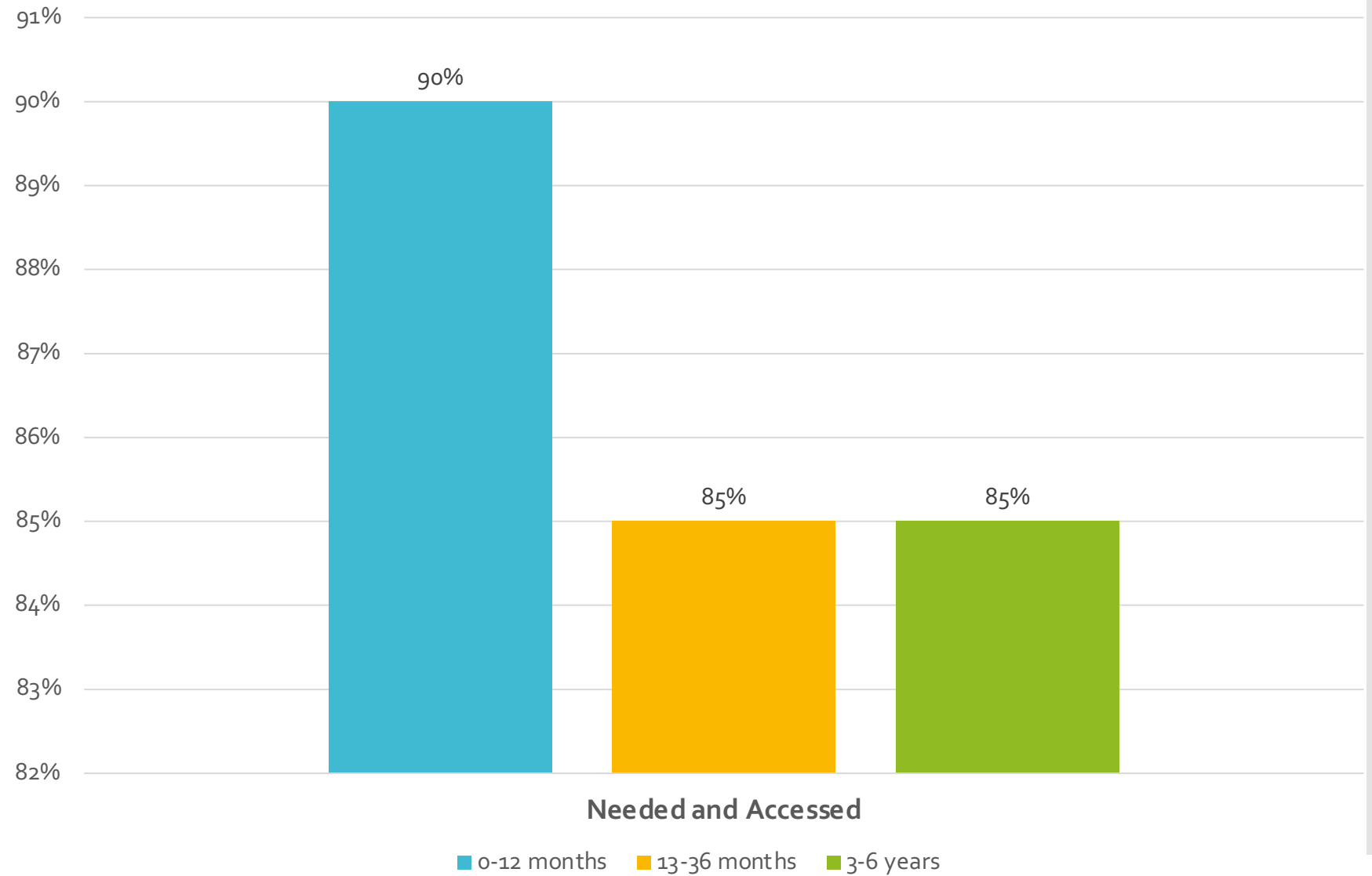


Well-Child Visits

Race/Ethnicity/ Income	Needed and Accessed	Needed Did Not/Could Not Access	Not a Need in Last 12 Months
Asian/Pacific Islander	88%	4%	8%
Black/African American	93%	3%	4%
Hispanic	85%	4%	11%
White	94%	5%	2%
Income <\$50K	91%	2%	7%
Income >\$50K	93%	5%	1%

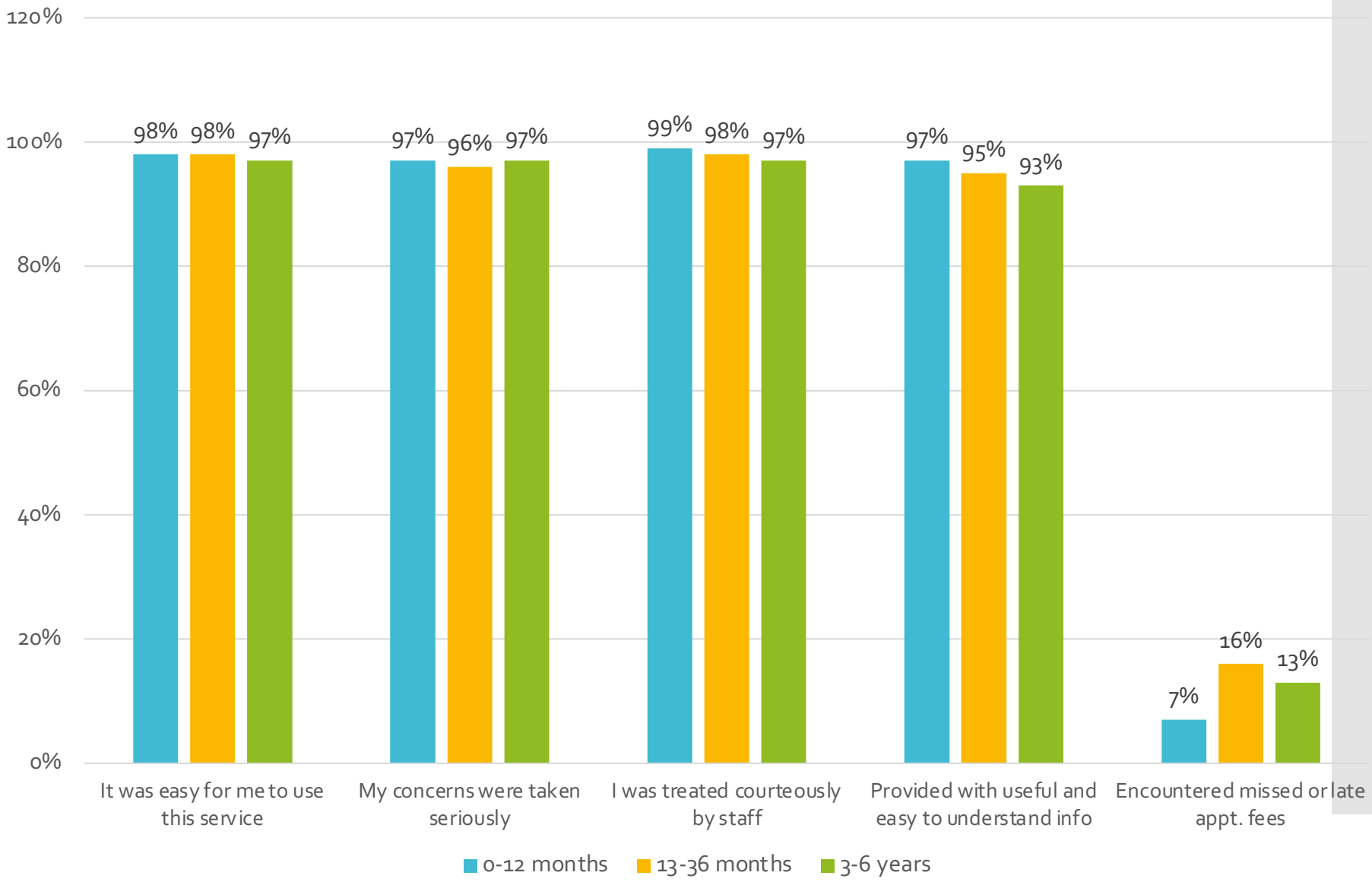
Well-Child Visits

Receipt of Well-Child Visits by Age



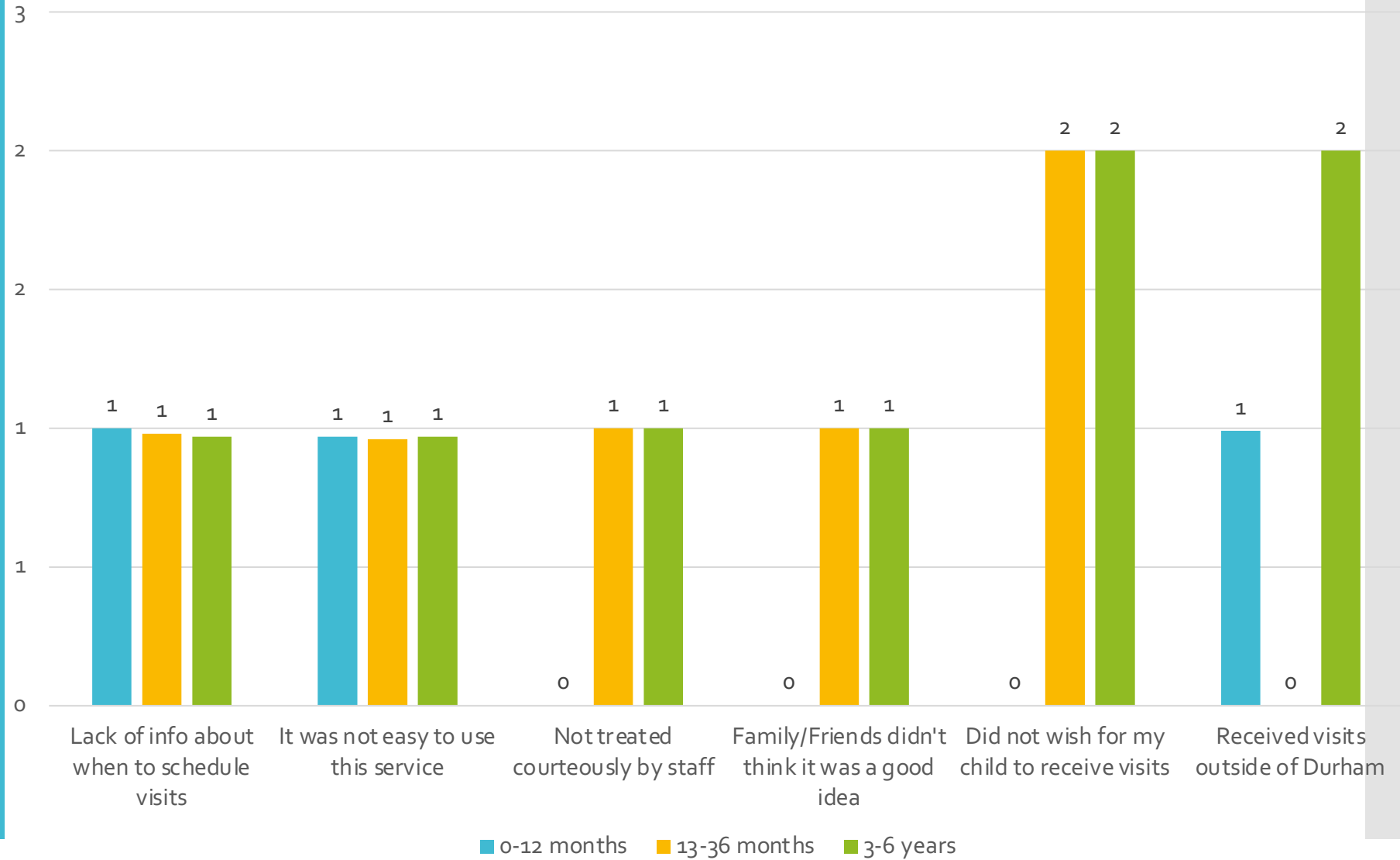
Well-Child Visits

Of Those Able to Receive Well-Child Visits



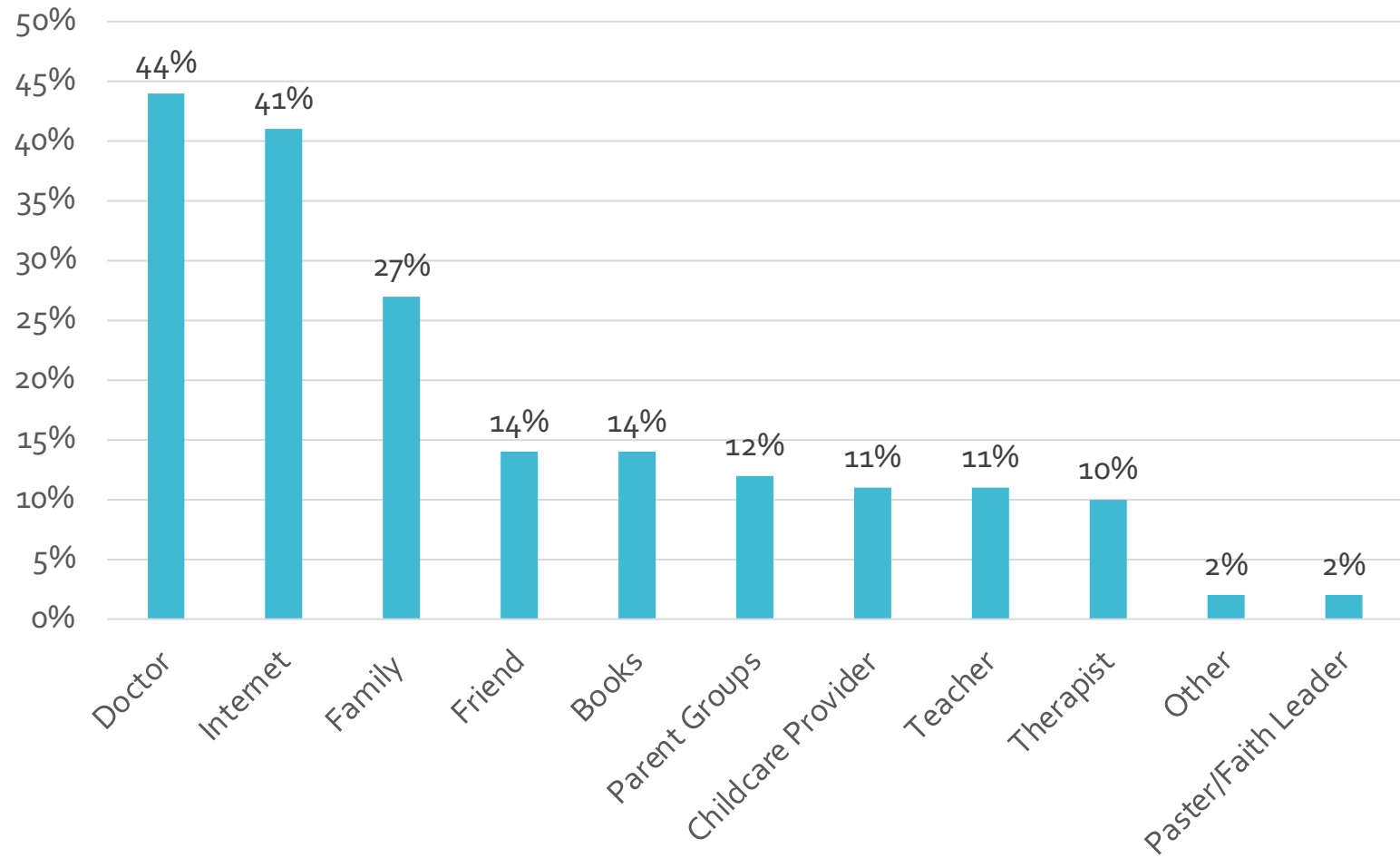
Well-Child Visits

Of Those Unable to Receive Well-Child Visits (number)



All Parents: Where do you go for help? n=539

When you have a question/problem related to child development, behavior, parenting, who do you go to for help?



Interest Level in 0-4 Programs

Programs that provide individual/group support for parenting strategies, early childhood learning strategies, K prep for parents of children 0-4 at no cost.

	Extremely Likely	Somewhat Likely	Neither Likely nor Unlikely	Somewhat or Extremely Unlikely
All respondents	34%	43%	10%	14%
Asian/Pacific Islander	42%	42%	17%	0%
Black/African American	52%	34%	7%	7%
Hispanic	50%	40%	5%	5%
White	15%	49%	13%	22%
Income <\$50K	52%	35%	7%	7%
Income >\$50K	19%	48%	12%	20%

Programs that provide individual/group support for parenting strategies, transition to elementary, school learning/homework strategies for parents of children K-3 at no cost.

	Extremely Likely	Somewhat Likely	Neither Likely nor Unlikely	Somewhat or Extremely Unlikely
All respondents	32%	36%	12%	20%
Asian/Pacific Islander	33%	25%	17%	25%
Black/African American	48%	28%	10%	14%
Hispanic	49%	39%	6%	6%
White	11%	38%	16%	35%
Income <\$50K	51%	37%	5%	7%
Income >\$50K	14%	35%	18%	33%

Interest Level in K-3 Programs

Open Ended Responses

What strengths do you see in your community that support families with young children? (n=125 coded thus far; all English responses)

1. Community Organizations (Family Connects, DCI, Book Harvest, Welcome Baby, etc.)(46 responses)

- “As a new mom, I appreciated being given a nurse to check in and provide suggestions as I navigate this new role.”
- “Book Harvest, Dolly Parton book program.”
- “EDCI is amazing! We have also received phenomenal services from Healthy Families Durham.”

2. Parks/Playgrounds/Libraries/Museums(37 responses)

3. Parent Groups/Support Networks(23 responses)

- “Support for new parents and parents of young children (with material items and educational classes.”
- “Parents and families supporting each other locally through swap meets.”

Open Ended Responses

If your child(ren) attend a daycare center what 3 Outcomes do you expect from the program (for 3- & 4-year olds)? (n=250 coded so far; all English responses)

Key Themes:

1. Social Interaction/Social Skills/SE development (n=91)
 - "Socialization"
 - "Social Skills and Empathy"
 - "Social and Emotional Strength Building"
2. Early Learning Skills/Kindergarten Readiness (n=66)
 - "Learning ABCs and Numbers"
 - "Preparation for Kindergarten"
 - "Pre-literacy Skills"
3. Reliable Care/Varied Activities/Structure & Routine (n=33)
 - "Reliable Care and Hours"
 - "Routine Building"
 - "Play-based Learning and Exploration"
4. Safe and Nurturing Environment (n=21)
 - "Safe and Loving Environment"
 - "Caring Teachers"
 - "Safe and Happy Care"

Open Ended Responses

What has been your biggest challenge so far as a caregiver of a young child (n=199 coded thus far; all English responses)

- 1. Understanding child development/managing behavior/addressing family's social emotional and basic needs (65 responses)**
 - "Figuring out what's normal/typical for my children and what isn't and needs intervention",
 - "Navigating social emotional behaviors",
 - "Handling emotional outbursts and tantrums well"
- 2. Managing time/self-care/work-life balance (62 responses)**
 - "TIME and ENERGY"
 - "Sleep"
 - "Managing a full time job and household responsibilities and finding quality time to spend with my kids and spouse"
- 3. COVID-19 challenges (56 responses)**
 - "Working full time and caring for my child at home full time during the pandemic",
 - "Having 2 children close in age, in virtual school. The screen makes their eyes hurt. They need those social skills!!!!!!"

Open Ended Responses

What are your suggestions for making Durham a better place for young children (n=170 coded thus far; all English responses)

1. Affordable childcare (41 responses)

- “Universal pre-k”
- “Childcare cost”
- “Emphasis on affordable truly high quality childcare. We make a relatively high income and should not be struggling like this”

2. Affordable/Accessible Activities and Afterschool Programs for Kids (33 responses)

- “Wider range of programs that are free or have the scale for reduced cost be wide - Especially need free after school care, camps & tutoring”
- “Family events geared towards young children”
- “Having group activities for children between the ages of 2-5”

3. Education system improvements (25 responses)

- “More equity in resources to make all schools high quality schools that engage all children within them, universal access to higher quality education, more diverse teachers”,
- “More funding for public schools, especially teacher salaries”
- “Push toward less private/charter schools more emphasis on public schools and allowing those children the same opportunities (clubs, language immersion etc.) as non public/charter/magnet students”